


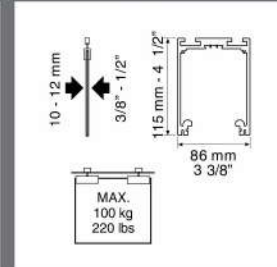


UNIKGLASS+	ROLLMATIC+	EXTENDO®
		
		
 <p>12 mm 1/2" 66 mm (2 5/8") 62 mm (2 7/16")</p> <p>MAX. 100 kg 220 lbs</p>	 <p>10 - 12 mm 3/8" - 1/2" 104.5 mm - 4 1/8" 61.5 mm (2 7/16")</p> <p>MAX. 100 kg 220 lbs</p>	 <p>10 - 12 mm 3/8" - 1/2" 115 mm - 4 1/2" 86 mm (3 3/8")</p> <p>MAX. 100 kg 220 lbs</p>

Roxyglass Sliding Door System

EXTENDO - 4

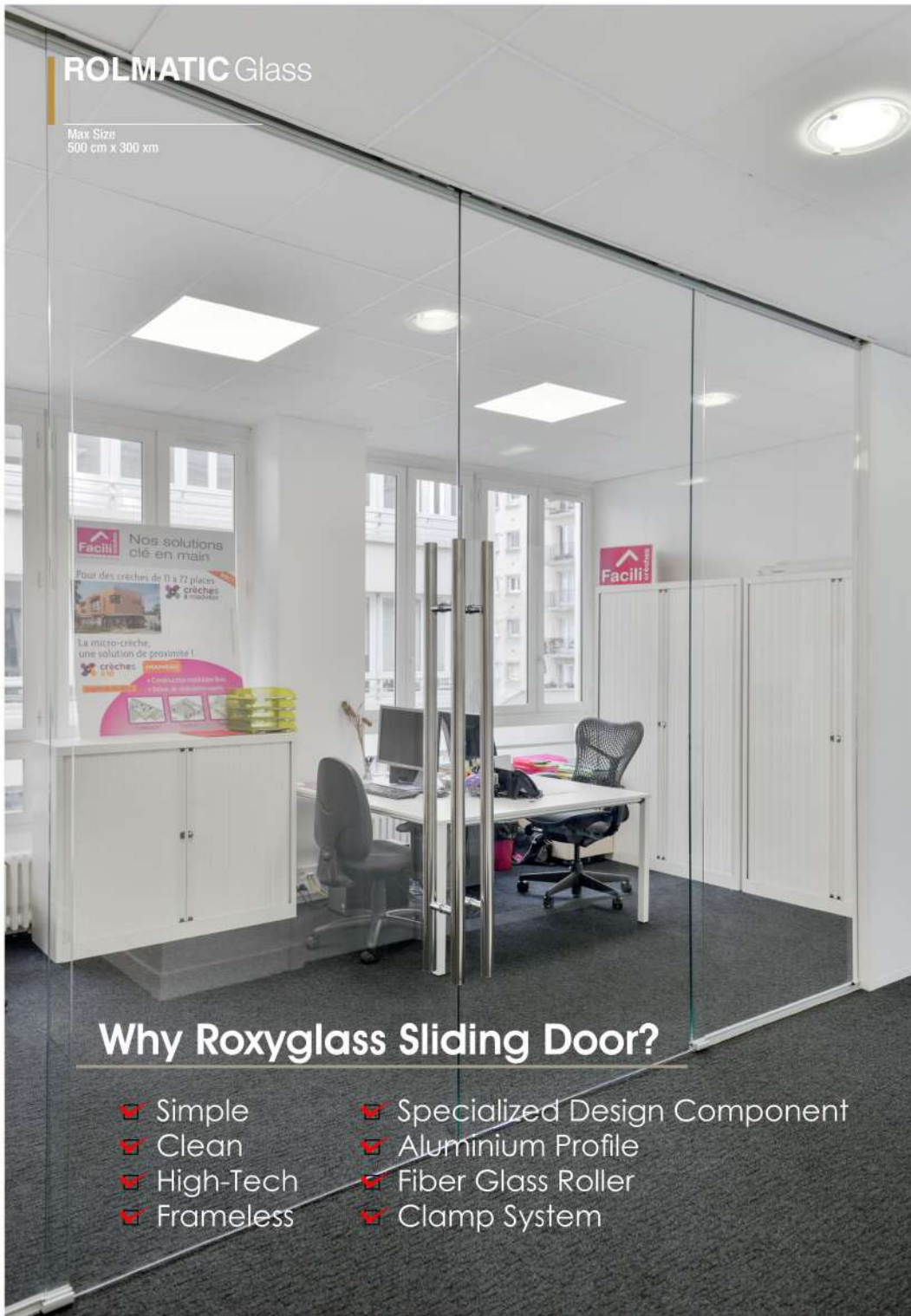
Max Size
500 cm x 300 cm

Also Available
350 cm - R/L | 700 cm - R/L | 500 cm - Full Set
400 cm - R/L | 800 cm - R/L



ROLMATIC Glass

Max Size
500 cm x 300 cm



Why Roxyglass Sliding Door?

- Simple
- Clean
- High-Tech
- Frameless
- Specialized Design Component
- Aluminium Profile
- Fiber Glass Roller
- Clamp System

UNIKGlass+

Max Size
200 cm x 300 cm



ROLMATIC CORNER Glass

Max Size
500 cm x 300 cm